


POS12200A series

12V / 2A Wall mounted type AC/DC adaptor



■ Features:

- Universal AC input / Full range
- ErP step II / CEC level VI compliance
- No load power consumption $P < 0.075W$
- Protections: Overload / Short circuit / Over Voltage



ELECTRICAL SPECIFICATION

MODEL	POS 12200A
-------	------------

OUTPUT

Rated Voltage	12V
Rated Current	2A
Current Range	0 ÷ 2A
Rated Power	24W
Line Regulation	± 1%
Load Regulation	± 5%
Tolerance [3]	± 8%
Ripple & Noise (max.) [2]	120mV _{p-p}
Setup, Rise Time [4]	5000 ms, 30ms / 230VAC at full load
Hold up Time (typ.)	4ms / 230VAC at full load

INPUT

Voltage Range	90 ÷ 264VAC
Frequency Range	47 ÷ 63Hz
Efficiency (typ.)	81.16%
AC Current (typ.)	0.8A / 230VAC
No load Power Consumption (max.)	0.075W

PROTECTIONS

Overload	Range: 105-200% Auto-recovery.
Short Circuit	Type: hiccup mode, auto-recovery.
Over Voltage	Type: auto-recovery.

POS12200A series

12V / 2A Wall mounted type AC/DC adaptor



WORKING ENVIRONMENT

Working Temperature	0°C ÷ 40°C
Working Humidity	5 ÷ 90% RH non-condensing
Storage Temperature and Humidity	-20°C ÷ 85°C, 5 ÷ 90% RH non-condensing

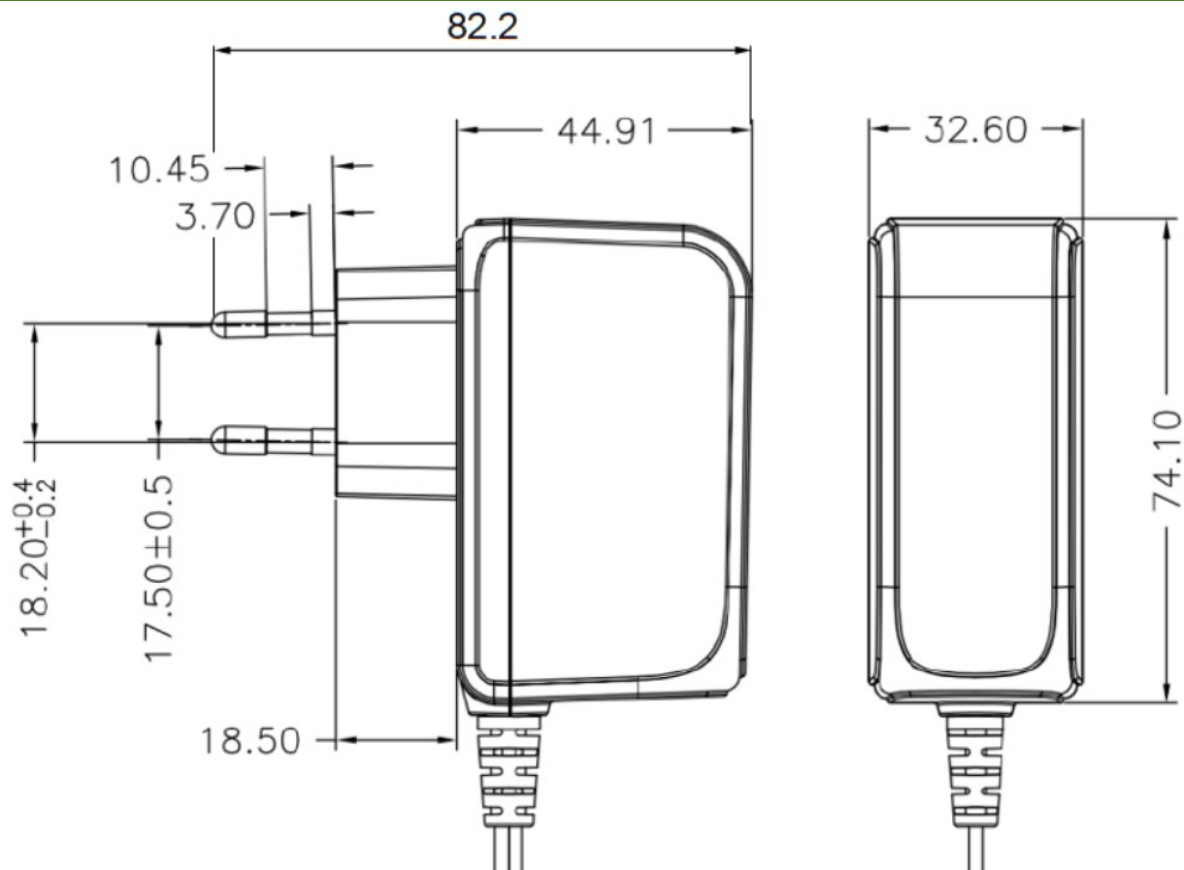
SAFETY and EMC REGULATIONS

Safety Standards	Compliance to EN 62368
Withstand Voltage	IN/OUT: 3.6kVAC
Isolation Resistance	IN/OUT: 50MΩ/500VDC/25°C/70%
EMC Emission	Compliance to EN55032
EMC Immunity	Compliance to EN61000-4-2, -3, -4, -5
Harmonic Current	Compliance to EN61000-3-3; EN61000-3-2

OTHERS

DC wire and plug	Wire: 20AWG*2C, length = 1500mm	Plug: 2.1/5.5, positive inside
Net Weight / Dimensions	120g / 82.2 x 32.6 x 74,2mm (L x W x H)	

MECHANICAL SPECIFICATION

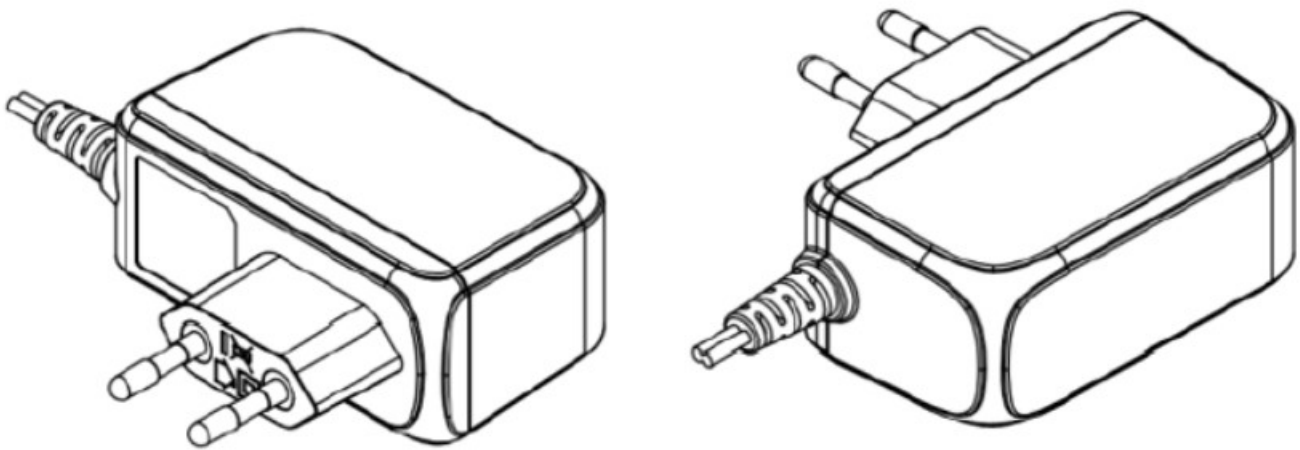
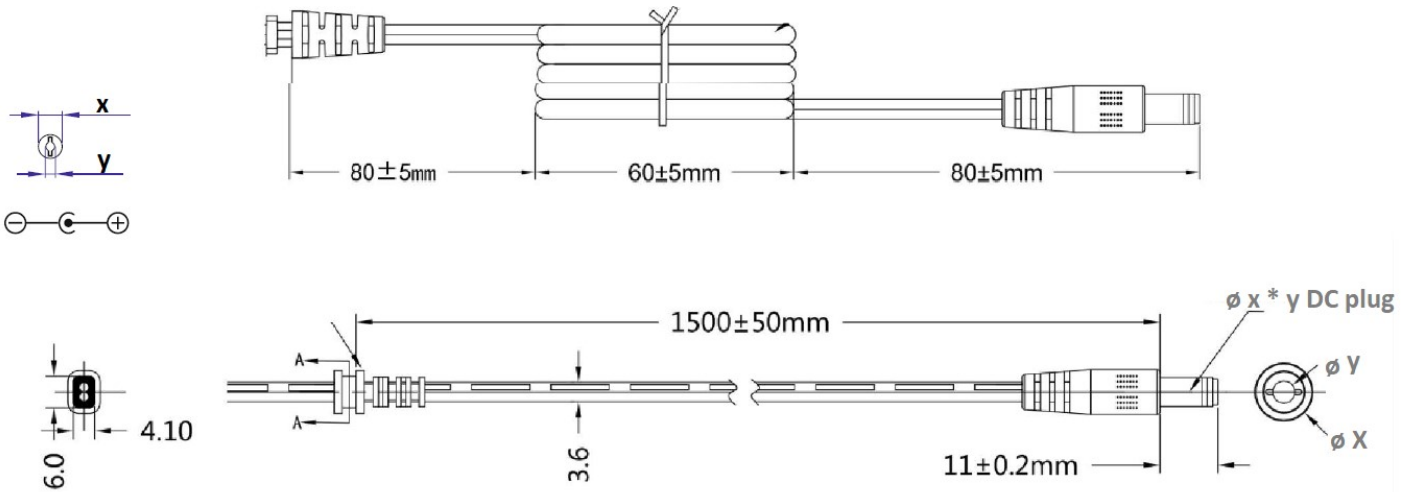


POS12200A series

12V / 2A Wall mounted type AC/DC adaptor



MECHANICAL SPECIFICATION: DC wire and plug



MODEL	DC PLUG	X [mm]	Y [mm]	Polarity
POS12200A	5.5x2.1mm	5.5	2.1	Center positive
POS12200A-2555	5.5x2.5mm	5.5	2.5	Center positive
POS12200A-1335	3.5x1.3mm	3.5	1.3	Center positive